
INSTRUCTION

FOR STANDARD COMBINATION LOCK



Global Quality Certificates



Korea



Sweden



U.S.A



Japan



Russia

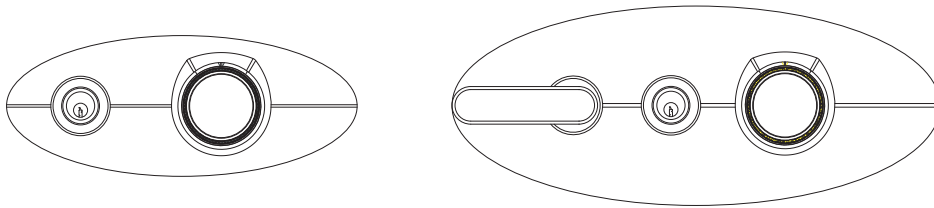


ISO 9001



CE

1 How to unlock

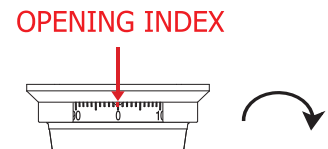


■ The combination of your safe is set as follows :

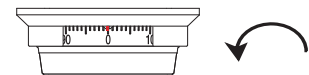
NUMBER	ROTATION	TURNS
	Right	4
	Left	3
	Right	2
	Left	1

- 💡 It is necessary to accurately dial the four numbers shown.
- A. In the correct sequence
 - B. In the correct rotation, and
 - C. For the correct number of turns

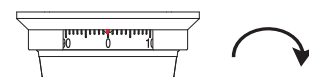
Step 1. The first number must pass the opening index mark over 3 times in a clockwise(right) direction and stop on the fourth full turn.



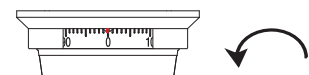
Step 2. The second number must pass the opening index mark twice in a counter-clockwise(left) direction and stop on the third full turn.



Step 3. The third number must pass the opening index mark only once in a clockwise(right) direction and stop on the second full turn.



Step 4. The fourth number must not pass the opening index mark turning counter-clockwise(left) and it must stop the first time it appears.



2 How to lock

- Step 1. Close the door
- Step 2. Turn the key to the left and remove it.
- Step 3. Spin the combination lock over 3 times in any direction.

❗ Please do not lose the combination only you know the code.